

Manchester and Bolton to Blackburn and Clitheroe

Mondays to Fridays

| Operator | NT | NT | NT | NT | NT | NT | NT | NT | NT | NT | NT | NT | NT | NT | NT | NT | NT | NT |
|------------------------------|----|------|-------|----|------|-------|------|-------|------|-------|------|-------|------|-------|------|-------|------|-------|
| Rochdale (RCD) | d | | 0551 | | 0652 | 0721 | 0752 | 0822 | 0852 | 0921 | 0952 | 1021 | 1052 | 1121 | 1152 | 1222 | 1252 | 1321 |
| Castleton (CAS) | d | | 0554 | | 0655 | 0724 | 0755 | 0825 | 0855 | 0924 | 0955 | 1024 | 1055 | 1124 | 1155 | 1225 | 1255 | 1324 |
| Mills Hill (MIH) | d | | 0559 | | 0700 | 0729 | 0800 | 0830 | 0900 | 0929 | 1000 | 1029 | 1100 | 1129 | 1200 | 1230 | 1300 | 1329 |
| Moston (MSO) | d | | 0603 | | 0703 | 0732 | 0803 | 0833 | 0903 | 0932 | 1003 | 1032 | 1103 | 1132 | 1203 | 1233 | 1303 | 1332 |
| Manchester Victoria (MCV) | d | 0543 | 0614 | | 0715 | 0743 | 0815 | 0845 | 0915 | 0943 | 1015 | 1043 | 1115 | 1143 | 1215 | 1244 | 1315 | 1343 |
| Salford Central (SFD) | d | 0546 | 0617 | | 0718 | 0746 | 0818 | 0848 | 0918 | 0946 | 1018 | 1046 | 1118 | 1146 | 1218 | 1247 | 1318 | 1346 |
| Salford Crescent (SLD) | d | 0551 | 0621 | | 0722 | 0752 | 0822 | 0851 | 0922 | 0951 | 1022 | 1051 | 1122 | 1151 | 1222 | 1251 | 1322 | 1351 |
| Bolton (BON) | d | 0604 | 0634 | | 0735 | 0804 | 0835 | 0904 | 0935 | 1004 | 1035 | 1104 | 1135 | 1204 | 1235 | 1304 | 1335 | 1404 |
| Hall I' Th' Wood (HID) | d | 0609 | 0639 | | 0740 | 0809 | 0840 | 0909 | 0940 | 1009 | 1040 | 1109 | 1140 | 1209 | 1240 | 1309 | 1340 | 1409 |
| Bromley Cross (BMC) | d | 0613 | 0643 | | 0744 | 0813 | 0844 | 0913 | 0944 | 1012 | 1044 | 1113 | 1144 | 1213 | 1244 | 1313 | 1344 | 1413 |
| Entwistle (ENT) | d | 0619 | | | | 0819 | | 0919 | | 1019 | | 1119 | | 1219 | | 1319 | | 1419 |
| Darwen (DWN) | d | 0626 | 0655 | | 0756 | 0826 | 0856 | 0926 | 0956 | 1025 | 1056 | 1126 | 1156 | 1226 | 1256 | 1326 | 1356 | 1426 |
| Blackburn (BBN) | a | 0634 | 0703 | | 0804 | 0834 | 0904 | 0934 | 1004 | 1033 | 1104 | 1134 | 1204 | 1234 | 1304 | 1334 | 1404 | 1434 |
| Blackburn (BBN) | d | 0611 | 0635 | | 0732 | 0835 | | 0935 | | 1034 | | 1135 | | 1235 | | 1335 | | 1435 |
| Ramsgreave & Wilpshire (RGW) | d | 0617 | 0644c | | 0738 | 0844c | | 0944c | | 1043c | | 1144c | | 1244c | | 1344c | | 1444c |
| Langho (LHO) | d | 0622 | 0649 | | 0743 | 0848 | | 0948 | | 1047 | | 1148 | | 1248 | | 1348 | | 1448 |
| Whalley (WHE) | d | 0626 | 0653 | | 0748 | 0853 | | 0953 | | 1052 | | 1153 | | 1253 | | 1353 | | 1453 |
| Clitheroe (CLH) | a | 0633 | 0700 | | 0755 | 0900 | | 1000 | | 1059 | | 1200 | | 1300 | | 1400 | | 1500 |

| Operator Days of operation/Notes | NT | NT | NT | NT | NT | NT | NT | NT | NT | NT | NT | NT | NT | NT | NT | NT | NT | NT |
|-------------------------------------|----|------|-------|------|-------|------|-------|------|-------|------|-------|------|-------|------|------|------|-------|------|
| Rochdale (RCD) | d | 1352 | 1421 | 1452 | 1521 | 1552 | 1621 | 1652 | 1721 | 1752 | 1822 | 1852 | 1921 | 1952 | 2021 | 2121 | 2152 | 2252 |
| Castleton (CAS) | d | 1355 | 1424 | 1455 | 1524 | 1555 | 1624 | 1655 | 1724 | 1755 | 1825 | 1855 | 1924 | 1955 | 2024 | 2124 | 2155 | 2255 |
| Mills Hill (MIH) | d | 1400 | 1429 | 1500 | 1529 | 1600 | 1629 | 1700 | 1729 | 1800 | 1830 | 1900 | 1929 | 2000 | 2029 | 2129 | 2200 | 2300 |
| Moston (MSO) | d | 1403 | 1432 | 1503 | 1532 | 1603 | 1632 | 1703 | 1732 | 1803 | 1833 | 1903 | 1932 | 2003 | 2032 | 2132 | 2203 | 2303 |
| Manchester Victoria (MCV) | d | 1415 | 1443 | 1515 | 1543 | 1615 | 1643 | 1715 | 1743 | 1815 | 1843 | 1915 | 1943 | 2015 | 2043 | 2143 | 2214 | 2314 |
| Salford Central (SFD) | d | 1418 | 1446 | 1518 | 1546 | 1618 | 1646 | 1718 | 1746 | 1818 | 1846 | 1918 | 1946 | 2018 | 2046 | 2146 | 2217 | 2317 |
| Salford Crescent (SLD) | d | 1422 | 1451 | 1522 | 1551 | 1622 | 1651 | 1722 | 1751 | 1822 | 1851 | 1922 | 1951 | 2022 | 2051 | 2151 | 2221 | 2321 |
| Bolton (BON) | d | 1435 | 1504 | 1535 | 1604 | 1635 | 1704 | 1735 | 1805 | 1836 | 1904 | 1935 | 2004 | 2035 | 2104 | 2204 | 2233 | 2333 |
| Hall I' Th' Wood (HID) | d | 1440 | 1509 | 1540 | 1609 | 1640 | 1709 | 1740 | 1810 | 1841 | 1909 | 1940 | 2009 | 2040 | 2109 | 2209 | 2238 | 2338 |
| Bromley Cross (BMC) | d | 1444 | 1513 | 1544 | 1613 | 1644 | 1713 | 1744 | 1814 | 1845 | 1913 | 1944 | 2013 | 2044 | 2113 | 2213 | 2242 | 2341 |
| Entwistle (ENT) | d | | 1519 | | 1619 | | 1719 | 1751 | 1821 | | 1919 | | 2019 | | 2120 | 2220 | 2248 | 2348 |
| Darwen (DWN) | d | 1456 | 1526 | 1556 | 1626 | 1656 | 1726 | 1758 | 1827 | 1857 | 1926 | 1956 | 2026 | 2056 | 2127 | 2227 | 2255 | 2355 |
| Blackburn (BBN) | a | 1504 | 1534 | 1604 | 1634 | 1704 | 1734 | 1807 | 1835 | 1905 | 1934 | 2004 | 2034 | 2104 | 2134 | 2234 | 2303 | 0003 |
| Blackburn (BBN) | d | | 1535 | | 1635 | | 1735 | | 1836 | | 1935 | | 2035 | | 2136 | 2236 | 2303 | |
| Ramsgreave & Wilpshire (RGW) | d | | 1544c | | 1644c | | 1744c | | 1845c | | 1944c | | 2044c | | 2144 | 2244 | 2312c | |
| Langho (LHO) | d | | 1548 | | 1648 | | 1748 | | 1849 | | 1948 | | 2048 | | 2149 | 2249 | 2316 | |
| Whalley (WHE) | d | | 1553 | | 1653 | | 1753 | | 1854 | | 1953 | | 2053 | | 2153 | 2253 | 2321 | |
| Clitheroe (CLH) | a | | 1600 | | 1700 | | 1800 | | 1901 | | 2000 | | 2100 | | 2200 | 2300 | 2328 | |

For the complete service between Manchester and Bolton see table 099

For the complete service between Rochdale and Manchester see table 104

For the service between Manchester, Rochdale and Blackburn via Burnley see table 104

NOTES (see introductory pages for explanation of train operator codes and standard symbols)

- a Arrival time
- d Departure time
- c Arrives 3 minutes earlier
- A Also calls at Farnworth 1759
- B Also calls at Farnworth 1830

Manchester and Bolton to Blackburn, Clitheroe, Settle and Ribblesdale

Saturdays

| Operator | NT | NT | NT | NT | NT | NT | NT | NT | NT | NT | NT | NT | NT | NT | NT | NT | NT | NT |
|------------------------------|----|------|-------|----|------|------|-------|------|-------|------|-------|------|-------|------|-------|------|-------|-------|
| Rochdale (RCD) | d | | 0551 | | 0652 | 0721 | 0752 | 0822 | 0852 | 0921 | 0952 | 1021 | 1052 | 1121 | 1152 | 1222 | 1252 | 1321 |
| Castleton (CAS) | d | | 0554 | | 0655 | 0724 | 0755 | 0825 | 0855 | 0924 | 0955 | 1024 | 1055 | 1124 | 1155 | 1225 | 1255 | 1324 |
| Mills Hill (MIH) | d | | 0559 | | 0700 | 0729 | 0800 | 0830 | 0900 | 0929 | 1000 | 1029 | 1100 | 1129 | 1200 | 1230 | 1300 | 1329 |
| Moston (MSO) | d | | 0603 | | 0703 | 0732 | 0803 | 0833 | 0903 | 0932 | 1003 | 1032 | 1103 | 1132 | 1203 | 1233 | 1303 | 1332 |
| Manchester Victoria (MCV) | d | 0543 | 0614 | | 0715 | 0743 | 0815 | 0845 | 0915 | 0943 | 1015 | 1043 | 1115 | 1143 | 1215 | 1244 | 1314 | 1343 |
| Salford Central (SFD) | d | 0546 | 0617 | | 0718 | 0746 | 0818 | 0848 | 0918 | 0946 | 1018 | 1046 | 1118 | 1146 | 1218 | 1247 | 1317 | 1346 |
| Salford Crescent (SLD) | d | 0551 | 0621 | | 0722 | 0752 | 0822 | 0851 | 0922 | 0951 | 1022 | 1051 | 1122 | 1151 | 1222 | 1251 | 1321 | 1351 |
| Bolton (BON) | d | 0604 | 0634 | | 0735 | 0804 | 0835 | 0904 | 0935 | 1004 | 1035 | 1104 | 1135 | 1204 | 1235 | 1304 | 1335 | 1404 |
| Hall I' Th' Wood (HID) | d | 0609 | 0639 | | 0740 | 0809 | 0840 | 0909 | 0940 | 1009 | 1040 | 1109 | 1140 | 1209 | 1240 | 1309 | 1340 | 1409 |
| Bromley Cross (BMC) | d | 0613 | 0643 | | 0744 | 0813 | 0844 | 0913 | 0944 | 1012 | 1044 | 1113 | 1144 | 1213 | 1244 | 1313 | 1344 | 1413 |
| Entwistle (ENT) | d | 0619 | | | | 0819 | | 0919 | | 1019 | | 1119 | | 1219 | | 1319 | | 1419 |
| Darwen (DWN) | d | 0626 | 0655 | | 0756 | 0826 | 0856 | 0926 | 0956 | 1025 | 1056 | 1126 | 1156 | 1226 | 1256 | 1326 | 1356 | 1426 |
| Blackburn (BBN) | a | 0634 | 0703 | | 0804 | 0834 | 0903 | 0934 | 1004 | 1033 | 1104 | 1134 | 1204 | 1234 | 1304 | 1334 | 1404 | 1434 |
| Blackburn (BBN) | d | 0611 | 0635 | | 0732 | | 0835 | 0908 | 0935 | | 1034 | | 1135 | | 1235 | | 1335 | 1435 |
| Ramsgreave & Wilpshire (RGW) | d | 0617 | 0644c | | 0738 | | 0844c | 0914 | 0944c | | 1043c | | 1144c | | 1244c | | 1344c | 1444c |
| Langho (LHO) | d | 0622 | 0649 | | 0743 | | 0848 | 0919 | 0948 | | 1047 | | 1148 | | 1248 | | 1348 | 1448 |
| Whalley (WHE) | d | 0626 | 0653 | | 0748 | | 0853 | 0924 | 0953 | | 1052 | | 1153 | | 1253 | | 1353 | 1453 |
| Clitheroe (CLH) | a | 0633 | 0700 | | 0755 | | 0900 | 0930 | 1000 | | 1059 | | 1200 | | 1300 | | 1400 | 1500 |
| Clitheroe (CLH) | d | | | | | | 0931 | | | | | | | | | | | |
| Hellfield (HLD) | a | | | | | | 0953 | | | | | | | | | | | |
| Settle (SET) | a | | | | | | 1000 | | | | | | | | | | | |
| Horton-in-Ribblesdale (HIR) | a | | | | | | 1010 | | | | | | | | | | | |
| Ribblesdale (RHD) | a | | | | | | 1018 | | | | | | | | | | | |

| Operator | NT | NT | NT | NT | NT | NT | NT | NT | NT | NT | NT | NT | NT | NT | NT | NT | NT | NT |
|------------------------------|----|------|-------|------|-------|------|-------|------|-------|------|-------|------|-------|------|------|------|-------|------|
| Days of operation/Notes | A | B | | | | | | | | | | | | | | | | |
| Rochdale (RCD) | d | 1352 | 1421 | 1452 | 1521 | 1552 | 1621 | 1652 | 1721 | 1752 | 1822 | 1852 | 1921 | 1952 | 2021 | 2121 | 2152 | 2252 |
| Castleton (CAS) | d | 1355 | 1424 | 1455 | 1524 | 1555 | 1624 | 1655 | 1724 | 1755 | 1825 | 1855 | 1924 | 1955 | 2024 | 2124 | 2155 | 2255 |
| Mills Hill (MIH) | d | 1400 | 1429 | 1500 | 1529 | 1600 | 1629 | 1700 | 1729 | 1800 | 1830 | 1900 | 1929 | 2000 | 2029 | 2129 | 2200 | 2300 |
| Moston (MSO) | d | 1403 | 1432 | 1503 | 1532 | 1603 | 1632 | 1703 | 1732 | 1803 | 1833 | 1903 | 1932 | 2003 | 2032 | 2132 | 2203 | 2303 |
| Manchester Victoria (MCV) | d | 1415 | 1443 | 1515 | 1543 | 1615 | 1643 | 1715 | 1743 | 1815 | 1843 | 1915 | 1943 | 2015 | 2043 | 2143 | 2214 | 2314 |
| Salford Central (SFD) | d | 1418 | 1446 | 1518 | 1546 | 1618 | 1646 | 1718 | 1746 | 1818 | 1846 | 1918 | 1946 | 2018 | 2046 | 2146 | 2217 | 2317 |
| Salford Crescent (SLD) | d | 1422 | 1451 | 1522 | 1551 | 1622 | 1651 | 1722 | 1751 | 1822 | 1851 | 1922 | 1951 | 2022 | 2051 | 2151 | 2221 | 2320 |
| Bolton (BON) | d | 1435 | 1504 | 1535 | 1604 | 1635 | 1704 | 1735 | 1805 | 1836 | 1904 | 1935 | 2004 | 2035 | 2104 | 2204 | 2233 | 2333 |
| Hall I' Th' Wood (HID) | d | 1440 | 1509 | 1540 | 1609 | 1640 | 1709 | 1740 | 1810 | 1841 | 1909 | 1940 | 2009 | 2040 | 2109 | 2209 | 2238 | 2338 |
| Bromley Cross (BMC) | d | 1444 | 1513 | 1544 | 1613 | 1644 | 1713 | 1744 | 1814 | 1845 | 1913 | 1944 | 2013 | 2044 | 2113 | 2213 | 2242 | 2341 |
| Entwistle (ENT) | d | | 1519 | | 1619 | | 1719 | 1751 | 1821 | | 1919 | | 2019 | | 2120 | 2220 | 2248 | 2348 |
| Darwen (DWN) | d | 1456 | 1526 | 1556 | 1626 | 1656 | 1726 | 1758 | 1827 | 1857 | 1926 | 1956 | 2026 | 2056 | 2127 | 2227 | 2255 | 2355 |
| Blackburn (BBN) | a | 1504 | 1534 | 1604 | 1634 | 1704 | 1734 | 1807 | 1835 | 1905 | 1934 | 2004 | 2034 | 2104 | 2134 | 2234 | 2303 | 0003 |
| Blackburn (BBN) | d | | 1535 | 1615 | 1635 | | 1735 | | 1836 | | 1935 | | 2035 | | 2136 | 2236 | 2303 | |
| Ramsgreave & Wilpshire (RGW) | d | | 1544c | 1621 | 1644c | | 1744c | | 1845c | | 1944c | | 2044c | | 2144 | 2244 | 2312c | |
| Langho (LHO) | d | | 1548 | 1626 | 1648 | | 1748 | | 1849 | | 1948 | | 2048 | | 2149 | 2249 | 2316 | |
| Whalley (WHE) | d | | 1553 | 1631 | 1653 | | 1753 | | 1854 | | 1953 | | 2053 | | 2153 | 2253 | 2321 | |
| Clitheroe (CLH) | a | | 1600 | 1637 | 1700 | | 1800 | | 1901 | | 2000 | | 2100 | | 2200 | 2300 | 2328 | |
| Clitheroe (CLH) | d | | | 1638 | | | | | | | | | | | | | | |
| Hellfield (HLD) | a | | | 1700 | | | | | | | | | | | | | | |
| Settle (SET) | a | | | 1707 | | | | | | | | | | | | | | |
| Horton-in-Ribblesdale (HIR) | a | | | 1717 | | | | | | | | | | | | | | |
| Ribblesdale (RHD) | a | | | 1725 | | | | | | | | | | | | | | |

NOTES (see introductory pages for explanation of train operator codes and standard symbols)

- a Arrival time
 d Departure time
 c Arrives 3 minutes earlier
 A Also calls at Farnworth 1759
 B Also calls at Farnworth 1830

Manchester and Bolton to Blackburn and Clitheroe

Sundays until 29 March

| Operator 1st Class/Reservations/Bus | NT | NT | NT | NT | NT | NT | NT | NT | NT | NT | NT | NT | NT | NT | NT | NT |
|--|----|------|------|------|------|------|------|------|------|------|------|------|------|------|------|------|
| Rochdale (RCD) | d | | | | | | | | | | | | | | | |
| Castleton (CAS) | d | | | | | | | | | | | | | | | |
| Mills Hill (MIH) | d | | | | | | | | | | | | | | | |
| Moston (MSO) | d | | | | | | | | | | | | | | | |
| Manchester Victoria (MCV) | d | 0755 | | 0945 | | 1145 | | 1345 | | 1545 | | 1756 | | 1945 | | 2208 |
| Salford Central (SFD) | d | | | 0948 | | 1148 | | 1348 | | 1548 | | 1759 | | 1948 | | 2211 |
| Salford Crescent (SLD) | d | 0802 | | 0952 | | 1152 | | 1352 | | 1552 | | 1803 | | 1952 | | 2215 |
| Bolton (BON) | d | 0815 | | 1004 | | 1204 | | 1404 | | 1604 | | 1815 | | 2004 | | 2227 |
| Hall I' Th' Wood (HID) | d | 0820 | | 1009 | | 1209 | | 1409 | | 1609 | | 1820 | | 2009 | | 2232 |
| Bromley Cross (BMC) | d | 0823 | | 1013 | | 1213 | | 1413 | | 1613 | | 1824 | | 2013 | | 2236 |
| Entwistle (ENT) | d | 0830 | | 1019 | | 1219 | | 1419 | | 1619 | | 1831 | | 2019 | | |
| Darwen (DWN) | d | 0836 | | 1026 | | 1226 | | 1426 | | 1626 | | 1838 | | 2026 | | 2247 |
| Blackburn (BBN) | a | 0845 | | 1034 | | 1234 | | 1434 | | 1634 | | 1846 | | 2034 | | 2256 |
| Blackburn (BBN) | d | | 0853 | | 1043 | | 1243 | | 1443 | | 1643 | | 1855 | | 2043 | 2304 |
| Ramsgreave & Wilpshire (RGW) | d | | 0901 | | 1051 | | 1251 | | 1451 | | 1651 | | 1903 | | 2051 | 2312 |
| Langho (LHO) | d | | 0906 | | 1056 | | 1256 | | 1456 | | 1656 | | 1908 | | 2056 | 2317 |
| Whalley (WHE) | d | | 0912 | | 1102 | | 1302 | | 1502 | | 1702 | | 1914 | | 2102 | 2323 |
| Clitheroe (CLH) | a | | 0922 | | 1112 | | 1312 | | 1512 | | 1712 | | 1924 | | 2112 | 2333 |

Sundays from 5 April



| Operator | NT | NT | NT | NT | NT | NT | NT | NT | NT | NT | NT | NT | NT | NT | NT | NT | NT |
|------------------------------|----|-------|-------|-------|-------|-------|-------|-------|-------|-------|-------|------|-------|-------|------|-------|------|
| Rochdale (RCD) | d | | | | | | | | | | | | | | | | |
| Castleton (CAS) | d | | | | | | | | | | | | | | | | |
| Mills Hill (MIH) | d | | | | | | | | | | | | | | | | |
| Moston (MSO) | d | | | | | | | | | | | | | | | | |
| Manchester Victoria (MCV) | d | 0755 | 0839 | 0945 | 1048 | 1145 | 1245 | 1345 | 1445 | 1545 | 1645 | 1756 | 1845 | 1945 | 2112 | 2208 | 2314 |
| Salford Central (SFD) | d | | 0842 | 0948 | 1051 | 1148 | 1248 | 1348 | 1448 | 1548 | 1648 | 1759 | 1848 | 1948 | 2116 | 2211 | 2317 |
| Salford Crescent (SLD) | d | 0802 | 0846 | 0952 | 1054 | 1152 | 1252 | 1352 | 1452 | 1552 | 1652 | 1803 | 1852 | 1952 | 2120 | 2215 | 2321 |
| Bolton (BON) | d | 0815 | 0900 | 1004 | 1107 | 1204 | 1304 | 1404 | 1504 | 1604 | 1704 | 1818 | 1904 | 2004 | 2132 | 2227 | 2336 |
| Hall I' Th' Wood (HID) | d | 0820 | 0906 | 1009 | 1112 | 1209 | 1309 | 1409 | 1509 | 1609 | 1709 | 1823 | 1909 | 2009 | 2137 | 2232 | 2341 |
| Bromley Cross (BMC) | d | 0823 | 0910 | 1013 | 1116 | 1213 | 1313 | 1413 | 1513 | 1613 | 1713 | 1827 | 1913 | 2013 | 2141 | 2236 | 2344 |
| Entwistle (ENT) | d | 0830 | 0917 | 1019 | 1122 | 1219 | 1319 | 1419 | 1519 | 1619 | 1719 | 1834 | 1919 | 2019 | 2148 | | 2351 |
| Darwen (DWN) | d | 0836 | 0924 | 1026 | 1129 | 1226 | 1326 | 1426 | 1526 | 1626 | 1726 | 1841 | 1926 | 2026 | 2156 | 2247 | 2357 |
| Blackburn (BBN) | a | 0844 | 0933 | 1034 | 1137 | 1234 | 1334 | 1434 | 1534 | 1634 | 1734 | 1848 | 1934 | 2034 | 2203 | 2255 | 0006 |
| Blackburn (BBN) | d | 0845 | 0938 | 1035 | 1138 | 1235 | 1335 | 1435 | 1535 | 1635 | 1735 | 1850 | 1935 | 2035 | 2205 | 2255 | |
| Ramsgreave & Wilpshire (RGW) | d | 0854c | 0947c | 1044c | 1147c | 1244c | 1344c | 1444c | 1544c | 1644c | 1744c | 1858 | 1944c | 2044c | 2213 | 2304c | |
| Langho (LHO) | d | 0858 | 0951 | 1048 | 1151 | 1248 | 1348 | 1448 | 1548 | 1648 | 1748 | 1903 | 1948 | 2048 | 2218 | 2308 | |
| Whalley (WHE) | d | 0903 | 0956 | 1053 | 1156 | 1253 | 1353 | 1453 | 1553 | 1653 | 1753 | 1907 | 1953 | 2053 | 2222 | 2313 | |
| Clitheroe (CLH) | a | 0910 | 1003 | 1100 | 1203 | 1300 | 1400 | 1500 | 1600 | 1700 | 1800 | 1915 | 2000 | 2100 | 2230 | 2320 | |



NOTES (see introductory pages for explanation of train operator codes and standard symbols)

- a Arrival time
d Departure time
c Arrives 3 minutes earlier

Clitheroe to Blackburn, Bolton and Manchester

Mondays to Fridays

| Operator | NT | NT A | NT B | NT C | NT | NT | NT | NT | NT | NT | NT | NT | NT | NT | NT | NT | NT | NT | |
|------------------------------|---|-------|-------|-------|------|-------|------|-------|------|-------|------|-------|------|-------|------|-------|------|-------|------|
| Days of operation/Notes | | | | | | | | | | | | | | | | | | | |
| Clitheroe (CLH) | d | 0621 | 0651 | 0721 | | 0822 | | 0922 | | 1022 | | 1122 | | 1222 | | 1322 | | 1422 | |
| Whalley (WHE) | d | 0627 | 0657 | 0727 | | 0828 | | 0928 | | 1028 | | 1128 | | 1228 | | 1328 | | 1428 | |
| Langho (LHO) | d | 0632 | 0702 | 0732 | | 0833 | | 0933 | | 1033 | | 1133 | | 1233 | | 1333 | | 1433 | |
| Ramsgreave & Wilpshire (RGW) | d | 0639c | 0709c | 0739c | | 0840c | | 0940c | | 1040c | | 1140c | | 1240c | | 1340c | | 1440c | |
| Blackburn (BBN) | a | 0645 | 0715 | 0745 | | 0846 | | 0946 | | 1046 | | 1146 | | 1246 | | 1346 | | 1446 | |
| Blackburn (BBN) | d | 0618 | 0647 | 0717 | 0747 | 0818 | 0848 | 0918 | 0948 | 1018 | 1048 | 1118 | 1148 | 1218 | 1248 | 1318 | 1348 | 1418 | 1448 |
| Darwen (DWN) | d | 0626 | 0655 | 0726 | 0755 | 0828c | 0856 | 0928c | 0956 | 1028c | 1056 | 1128c | 1156 | 1228c | 1256 | 1328c | 1356 | 1428c | 1456 |
| Entwistle (ENT) | d | 0633 | 0702 | 0733 | 0802 | | 0903 | | 1003 | | 1103 | | 1203 | | 1303 | | 1403 | | 1503 |
| Bromley Cross (BMC) | d | 0639 | 0708 | 0739 | 0808 | 0839 | 0909 | 0939 | 1009 | 1039 | 1109 | 1139 | 1209 | 1239 | 1309 | 1339 | 1409 | 1439 | 1509 |
| Hall I' Th' Wood (HID) | d | 0642 | 0710 | 0741 | 0810 | 0842 | 0912 | 0942 | 1012 | 1042 | 1112 | 1142 | 1212 | 1242 | 1312 | 1342 | 1412 | 1442 | 1512 |
| Bolton (BON) | a | 0647 | 0715 | 0746 | 0815 | 0847 | 0917 | 0947 | 1017 | 1047 | 1117 | 1147 | 1217 | 1247 | 1317 | 1347 | 1417 | 1447 | 1517 |
| Salford Crescent (SLD) | a | 0659 | 0730 | 0801 | 0830 | 0859 | 0930 | 0959 | 1030 | 1059 | 1130 | 1159 | 1230 | 1259 | 1330 | 1359 | 1430 | 1459 | 1530 |
| Salford Central (SFD) | a | 0702 | 0733 | 0804 | 0833 | 0902 | 0933 | 1002 | 1033 | 1102 | 1133 | 1202 | 1233 | 1302 | 1333 | 1402 | 1433 | 1502 | 1533 |
| Manchester Victoria (MCV) |  a | 0706 | 0739 | 0807 | 0839 | 0906 | 0939 | 1006 | 1039 | 1106 | 1138 | 1206 | 1238 | 1306 | 1339 | 1406 | 1439 | 1506 | 1539 |
| Moston (MSO) | a | 0715 | 0748 | 0816 | 0848 | 0915 | 0948 | 1015 | 1049 | 1115 | 1147 | 1215 | 1247 | 1315 | 1348 | 1415 | 1448 | 1515 | 1548 |
| Mills Hill (MIH) | a | 0719 | 0752 | 0820 | 0852 | 0919 | 0952 | 1019 | 1053 | 1119 | 1151 | 1219 | 1251 | 1319 | 1352 | 1419 | 1452 | 1519 | 1552 |
| Castleton (CAS) | a | 0725 | 0758 | 0826 | 0858 | 0925 | 0958 | 1025 | 1059 | 1125 | 1157 | 1225 | 1257 | 1325 | 1358 | 1425 | 1458 | 1525 | 1558 |
| Rochdale (RCD) |  a | 0729 | 0802 | 0830 | 0902 | 0929 | 1002 | 1029 | 1103 | 1129 | 1201 | 1229 | 1301 | 1329 | 1402 | 1429 | 1502 | 1529 | 1602 |

| Operator | NT | NT | NT | NT | NT | NT | NT | NT | NT | NT | NT | NT | NT | NT | NT | NT |
|------------------------------|---|-------|------|-------|------|-------|------|-------|------|-------|------|-------|-------|-------|------|----|
| Clitheroe (CLH) | d | 1522 | | 1625 | | 1721 | | 1824 | | 1922 | | 2022 | 2122 | 2239 | 2342 | |
| Whalley (WHE) | d | 1528 | | 1631 | | 1727 | | 1830 | | 1928 | | 2028 | 2128 | 2245 | 2348 | |
| Langho (LHO) | d | 1533 | | 1636 | | 1732 | | 1835 | | 1933 | | 2033 | 2133 | 2250 | 2353 | |
| Ramsgreave & Wilpshire (RGW) | d | 1540c | | 1642 | | 1740e | | 1841 | | 1940c | | 2039 | 2140c | 2257c | 2357 | |
| Blackburn (BBN) | a | 1546 | | 1648 | | 1746 | | 1847 | | 1946 | | 2046 | 2146 | 2303 | 0004 | |
| Blackburn (BBN) | d | 1518 | 1548 | 1618 | 1649 | 1718 | 1748 | 1818 | 1849 | 1918 | 1948 | 2018 | 2048 | 2148 | 2304 | |
| Darwen (DWN) | d | 1528c | 1556 | 1628c | 1657 | 1728c | 1756 | 1828c | 1857 | 1928c | 1956 | 2028c | 2056 | 2156 | 2312 | |
| Entwistle (ENT) | d | | 1603 | | 1704 | | 1803 | | 1904 | | 2003 | | 2103 | 2203 | 2319 | |
| Bromley Cross (BMC) | d | 1539 | 1609 | 1639 | 1710 | 1739 | 1809 | 1839 | 1910 | 1939 | 2009 | 2039 | 2109 | 2209 | 2324 | |
| Hall I' Th' Wood (HID) | d | 1542 | 1612 | 1642 | 1713 | 1742 | 1812 | 1843 | 1912 | 1942 | 2012 | 2042 | 2112 | 2212 | 2327 | |
| Bolton (BON) | a | 1547 | 1617 | 1647 | 1718 | 1747 | 1817 | 1848 | 1917 | 1947 | 2017 | 2047 | 2117 | 2217 | 2332 | |
| Salford Crescent (SLD) | a | 1559 | 1630 | 1659 | 1730 | 1759 | 1830 | 1902 | 1930 | 2002 | 2030 | 2102 | 2130 | 2230 | 2347 | |
| Salford Central (SFD) | a | 1602 | 1633 | 1702 | 1733 | 1802 | 1833 | 1905 | 1933 | 2005 | 2033 | 2105 | 2133 | 2233 | | |
| Manchester Victoria (MCV) |  a | 1606 | 1639 | 1706 | 1739 | 1806 | 1839 | 1908 | 1939 | 2008 | 2039 | 2108 | 2139 | 2238 | 2352 | |
| Moston (MSO) | a | 1615 | 1648 | 1715 | 1748 | 1815 | 1848 | 1917 | 1948 | 2016 | 2048 | | 2148 | 2249 | | |
| Mills Hill (MIH) | a | 1619 | 1652 | 1719 | 1752 | 1819 | 1852 | 1921 | 1952 | 2020 | 2052 | | 2152 | 2253 | | |
| Castleton (CAS) | a | 1625 | 1658 | 1725 | 1758 | 1825 | 1858 | 1927 | 1958 | 2026 | 2058 | | 2158 | 2259 | | |
| Rochdale (RCD) |  a | 1629 | 1702 | 1729 | 1802 | 1829 | 1902 | 1931 | 2002 | 2030 | 2102 | | 2202 | 2303 | | |

NOTES (see introductory pages for explanation of train operator codes and standard symbols)

- a** Arrival time
d Departure time
c Arrives 3 minutes earlier
e Arrives 4 minutes earlier
A Also calls at Moses Gate 0719
B Also calls at Farnworth 0750
C Also calls at Moses Gate 0819

Ribblehead, Settle and Clitheroe to Blackburn, Bolton and Manchester

Saturdays

| Operator Days of operation/Notes | NT | NT A | NT B | NT C | NT | NT | NT | NT | NT | NT | NT | NT | NT | NT | NT | NT | NT |
|-------------------------------------|----|---------|---------|---------|-------|-------|-------|-------|-------|-------|-------|-------|-------|-------|-------|-------|-------|
| Ribblehead (RHD) | d | | | | | | | | | | | | | | 1108 | | |
| Horton-in-Ribblesdale (HIR) | d | | | | | | | | | | | | | | 1114 | | |
| Settle (SET) | d | | | | | | | | | | | | | | 1122 | | |
| Hellfield (HLD) | d | | | | | | | | | | | | | | 1130 | | |
| Clitheroe (CLH) | d | | 0621 | 0651 | 0721 | | 0822 | | 0922 | | 1022 | | 1122 | 1153 | 1222 | | 1322 |
| Whalley (WHE) | d | | 0627 | 0657 | 0727 | | 0828 | | 0928 | | 1028 | | 1128 | 1159 | 1228 | | 1328 |
| Langho (LHO) | d | | 0632 | 0702 | 0732 | | 0833 | | 0933 | | 1033 | | 1133 | 1204 | 1233 | | 1333 |
| Ramsgreave & Wilpshire (RGW) | d | | 0639c | 0709c | 0739c | | 0840c | | 0940c | | 1040c | | 1140c | 1209 | 1240c | | 1340c |
| Blackburn (BBN) | a | | 0645 | 0715 | 0745 | | 0846 | | 0946 | | 1046 | | 1146 | 1215 | 1246 | | 1346 |
| Blackburn (BBN) | d | 0618 | 0647 | 0717 | 0747 | 0818 | 0848 | 0918 | 0948 | 1018 | 1048 | 1118 | 1148 | 1217 | 1248 | 1318 | 1348 |
| Darwen (DWN) | d | 0626 | 0655 | 0726 | 0755 | 0828c | 0856 | 0928c | 0956 | 1028c | 1056 | 1128c | 1156 | 1228e | 1256 | 1328c | 1356 |
| Entwistle (ENT) | d | 0633 | 0702 | 0733 | 0802 | | 0903 | | 1003 | | 1103 | | 1203 | | 1303 | | 1403 |
| Bromley Cross (BMC) | d | 0639 | 0708 | 0739 | 0808 | 0839 | 0909 | 0939 | 1009 | 1039 | 1109 | 1139 | 1209 | 1239 | 1309 | 1339 | 1409 |
| Hall I' Th' Wood (HID) | d | 0642 | 0710 | 0741 | 0810 | 0842 | 0912 | 0942 | 1012 | 1042 | 1112 | 1142 | 1212 | 1242 | 1312 | 1342 | 1412 |
| Bolton (BON) | a | 0647 | 0715 | 0746 | 0815 | 0847 | 0917 | 0947 | 1017 | 1047 | 1117 | 1147 | 1217 | 1247 | 1317 | 1347 | 1417 |
| Salford Crescent (SLD) | a | 0659 | 0730 | 0801 | 0830 | 0859 | 0930 | 0959 | 1030 | 1059 | 1130 | 1159 | 1230 | 1259 | 1330 | 1359 | 1430 |
| Salford Central (SFD) | a | 0702 | 0733 | 0804 | 0833 | 0902 | 0933 | 1002 | 1033 | 1102 | 1133 | 1202 | 1233 | 1302 | 1333 | 1402 | 1433 |
| Manchester Victoria (MCV) | a | 0706 | 0739 | 0807 | 0839 | 0906 | 0939 | 1006 | 1039 | 1106 | 1138 | 1206 | 1238 | 1306 | 1339 | 1406 | 1439 |
| Moston (MSO) | a | 0715 | 0748 | 0816 | 0848 | 0915 | 0948 | 1015 | 1049 | 1115 | 1147 | 1215 | 1247 | 1315 | 1348 | 1415 | 1448 |
| Mills Hill (MIH) | a | 0719 | 0752 | 0820 | 0852 | 0919 | 0952 | 1019 | 1053 | 1119 | 1151 | 1219 | 1251 | 1319 | 1352 | 1419 | 1452 |
| Castleton (CAS) | a | 0725 | 0758 | 0826 | 0858 | 0925 | 0958 | 1025 | 1059 | 1125 | 1157 | 1225 | 1257 | 1325 | 1358 | 1425 | 1458 |
| Rochdale (RCD) | a | 0729 | 0802 | 0830 | 0902 | 0929 | 1002 | 1029 | 1103 | 1129 | 1201 | 1229 | 1301 | 1329 | 1402 | 1429 | 1502 |

| Operator | NT | NT | NT | NT | NT | NT | NT | NT | NT | NT | NT | NT | NT | NT | NT | NT |
|------------------------------|----|-------|-------|-------|------|-------|-------|-------|------|-------|-------|-------|------|-------|-------|------|
| Ribblehead (RHD) | d | | | | | | | | | 1805 | | | | | | |
| Horton-in-Ribblesdale (HIR) | d | | | | | | | | | 1812 | | | | | | |
| Settle (SET) | d | | | | | | | | | 1821 | | | | | | |
| Hellfield (HLD) | d | | | | | | | | | 1828 | | | | | | |
| Clitheroe (CLH) | d | | 1522 | | 1625 | | 1721 | | 1824 | 1852 | 1922 | | 2022 | 2122 | 2239 | 2342 |
| Whalley (WHE) | d | | 1528 | | 1631 | | 1727 | | 1830 | 1859 | 1928 | | 2028 | 2128 | 2245 | 2348 |
| Langho (LHO) | d | | 1533 | | 1636 | | 1732 | | 1835 | 1904 | 1933 | | 2033 | 2133 | 2250 | 2353 |
| Ramsgreave & Wilpshire (RGW) | d | | 1540c | | 1642 | | 1740e | | 1841 | 1909 | 1940c | | 2039 | 2140c | 2257c | 2358 |
| Blackburn (BBN) | a | | 1546 | | 1648 | | 1746 | | 1847 | 1916 | 1946 | | 2046 | 2146 | 2303 | 0004 |
| Blackburn (BBN) | d | 1518 | 1548 | 1618 | 1649 | 1718 | 1748 | 1818 | 1849 | 1918 | 1948 | 2018 | 2048 | 2148 | 2304 | |
| Darwen (DWN) | d | 1528c | 1556 | 1628c | 1657 | 1728c | 1756 | 1828c | 1857 | 1928c | 1956 | 2028c | 2056 | 2156 | 2312 | |
| Entwistle (ENT) | d | | 1603 | | 1704 | | 1803 | | 1904 | | 2003 | | 2103 | 2203 | 2319 | |
| Bromley Cross (BMC) | d | 1539 | 1609 | 1639 | 1710 | 1739 | 1809 | 1839 | 1910 | 1939 | 2009 | 2039 | 2109 | 2209 | 2324 | |
| Hall I' Th' Wood (HID) | d | 1542 | 1612 | 1642 | 1713 | 1742 | 1812 | 1843 | 1912 | 1942 | 2012 | 2042 | 2112 | 2212 | 2327 | |
| Bolton (BON) | a | 1547 | 1617 | 1647 | 1718 | 1747 | 1817 | 1848 | 1917 | 1947 | 2017 | 2047 | 2117 | 2217 | 2332 | |
| Salford Crescent (SLD) | a | 1559 | 1630 | 1659 | 1730 | 1759 | 1830 | 1902 | 1930 | 2002 | 2030 | 2102 | 2130 | 2230 | 2347 | |
| Salford Central (SFD) | a | 1602 | 1633 | 1702 | 1733 | 1802 | 1833 | 1905 | 1933 | 2005 | 2033 | 2105 | 2133 | 2233 | | |
| Manchester Victoria (MCV) | a | 1606 | 1639 | 1706 | 1739 | 1806 | 1839 | 1908 | 1939 | 2008 | 2039 | 2108 | 2139 | 2238 | 2354 | |
| Moston (MSO) | a | 1615 | 1648 | 1715 | 1748 | 1815 | 1848 | 1917 | 1948 | 2016 | 2048 | | 2148 | | | |
| Mills Hill (MIH) | a | 1619 | 1652 | 1719 | 1752 | 1819 | 1852 | 1921 | 1952 | 2020 | 2052 | | 2152 | | | |
| Castleton (CAS) | a | 1625 | 1658 | 1725 | 1758 | 1825 | 1858 | 1927 | 1958 | 2026 | 2058 | | 2158 | | | |
| Rochdale (RCD) | a | 1629 | 1702 | 1729 | 1802 | 1829 | 1902 | 1931 | 2002 | 2030 | 2102 | | 2202 | | | |

NOTES (see introductory pages for explanation of train operator codes and standard symbols)

- a Arrival time
- d Departure time
- c Arrives 3 minutes earlier
- e Arrives 4 minutes earlier
- A Also calls at Moses Gate 0719
- B Also calls at Farnworth 0750
- C Also calls at Moses Gate 0819

Clitheroe to Blackburn, Bolton and Manchester

Sundays until 29 March

| Operator | NT | NT | NT | NT | NT | NT | NT | NT | NT | NT | NT | NT | NT | NT | NT | NT |
|------------------------------|--------|------|------|------|------|------|------|------|------|------|------|------|------|------|------|------|
| 1st Class/Reservations/Bus | | | | | | | | | | | | | | | | |
| Clitheroe (CLH) | d 0750 | | 0951 | | 1151 | | 1351 | | 1551 | | 1753 | | 1951 | | 2209 | |
| Whalley (WHE) | d 0802 | | 1003 | | 1203 | | 1403 | | 1603 | | 1805 | | 2003 | | 2221 | |
| Langho (LHO) | d 0813 | | 1014 | | 1214 | | 1414 | | 1614 | | 1816 | | 2014 | | 2232 | |
| Ramsgreave & Wilpshire (RGW) | d 0818 | | 1019 | | 1219 | | 1419 | | 1619 | | 1821 | | 2019 | | 2237 | |
| Blackburn (BBN) | a 0828 | | 1029 | | 1229 | | 1429 | | 1629 | | 1831 | | 2029 | | 2247 | |
| Blackburn (BBN) | d | 0849 | | 1048 | | 1249 | | 1449 | | 1649 | | 1850 | | 2049 | | 2307 |
| Darwen (DWN) | d | 0856 | | 1056 | | 1257 | | 1457 | | 1657 | | 1858 | | 2057 | | 2315 |
| Entwistle (ENT) | d | 0903 | | 1103 | | 1304 | | 1504 | | 1704 | | 1905 | | 2104 | | 2322 |
| Bromley Cross (BMC) | d | 0909 | | 1109 | | 1310 | | 1510 | | 1710 | | 1911 | | 2110 | | 2328 |
| Hall I' Th' Wood (HID) | d | 0913 | | 1113 | | 1313 | | 1513 | | 1713 | | 1914 | | 2113 | | 2330 |
| Bolton (BON) | a | 0918 | | 1118 | | 1318 | | 1518 | | 1718 | | 1919 | | 2118 | | 2335 |
| Salford Crescent (SLD) | a | 0932 | | 1132 | | 1332 | | 1533 | | 1733 | | 1933 | | 2133 | | 2348 |
| Salford Central (SFD) | a | 0935 | | 1135 | | 1335 | | 1536 | | 1736 | | 1936 | | 2136 | | 2351 |
| Manchester Victoria (MCV) | a | 0938 | | 1138 | | 1338 | | 1539 | | 1739 | | 1939 | | 2139 | | 2354 |
| Moston (MSO) | a | | | | | | | | | | | | | | | |
| Mills Hill (MIH) | a | | | | | | | | | | | | | | | |
| Castleton (CAS) | a | | | | | | | | | | | | | | | |
| Rochdale (RCD) | a | | | | | | | | | | | | | | | |

Sundays from 5 April

| Operator | NT | NT | NT | NT | NT | NT | NT | NT | NT | NT | NT | NT | NT | NT | NT | NT |
|------------------------------|----|-------|-------|-------|-------|-------|-------|-------|-------|-------|-------|-------|-------|-------|------|------|
| Clitheroe (CLH) | d | 0923 | 1022 | 1122 | 1223 | 1323 | 1423 | 1523 | 1623 | 1719 | 1823 | 1947 | 2023 | 2123 | 2243 | |
| Whalley (WHE) | d | 0929 | 1028 | 1128 | 1229 | 1329 | 1429 | 1529 | 1629 | 1725 | 1829 | 1953 | 2029 | 2129 | 2249 | |
| Langho (LHO) | d | 0934 | 1033 | 1133 | 1234 | 1334 | 1434 | 1534 | 1634 | 1730 | 1834 | 1958 | 2034 | 2134 | 2253 | |
| Ramsgreave & Wilpshire (RGW) | d | 0941c | 1040c | 1140c | 1241c | 1341c | 1441c | 1541c | 1641c | 1737c | 1841c | 2007e | 2041c | 2141c | 2300 | |
| Blackburn (BBN) | a | 0947 | 1046 | 1146 | 1247 | 1347 | 1447 | 1547 | 1647 | 1743 | 1847 | 2014 | 2047 | 2147 | 2307 | |
| Blackburn (BBN) | d | 0848 | 0949 | 1048 | 1148 | 1249 | 1349 | 1449 | 1549 | 1649 | 1745 | 1850 | 2017 | 2049 | 2149 | 2307 |
| Darwen (DWN) | d | 0856 | 0956 | 1056 | 1156 | 1257 | 1357 | 1457 | 1557 | 1657 | 1753 | 1858 | 2027c | 2057 | 2157 | 2315 |
| Entwistle (ENT) | d | 0903 | 1003 | 1103 | 1203 | 1304 | 1404 | 1504 | 1604 | 1704 | 1800 | 1905 | 2034 | 2104 | 2204 | 2322 |
| Bromley Cross (BMC) | d | 0909 | 1009 | 1109 | 1209 | 1310 | 1410 | 1510 | 1610 | 1710 | 1806 | 1911 | 2040 | 2110 | 2210 | 2328 |
| Hall I' Th' Wood (HID) | d | 0913 | 1012 | 1113 | 1212 | 1313 | 1413 | 1513 | 1613 | 1713 | 1809 | 1914 | 2043 | 2113 | 2213 | 2330 |
| Bolton (BON) | a | 0918 | 1017 | 1118 | 1217 | 1318 | 1418 | 1518 | 1618 | 1718 | 1814 | 1919 | 2048 | 2118 | 2218 | 2335 |
| Salford Crescent (SLD) | a | 0932 | 1033 | 1132 | 1233 | 1332 | 1433 | 1533 | 1633 | 1733 | 1833 | 1933 | 2100 | 2133 | 2233 | 2348 |
| Salford Central (SFD) | a | 0935 | 1036 | 1135 | 1236 | 1335 | 1436 | 1536 | 1636 | 1736 | 1836 | 1936 | 2103 | 2136 | 2236 | 2351 |
| Manchester Victoria (MCV) | a | 0938 | 1039 | 1138 | 1239 | 1338 | 1439 | 1539 | 1639 | 1739 | 1839 | 1939 | 2108 | 2139 | 2239 | 2354 |
| Moston (MSO) | a | | | | | | | | | | | | | | | |
| Mills Hill (MIH) | a | | | | | | | | | | | | | | | |
| Castleton (CAS) | a | | | | | | | | | | | | | | | |
| Rochdale (RCD) | a | | | | | | | | | | | | | | | |

NOTES (see introductory pages for explanation of train operator codes and standard symbols)

- a Arrival time
- d Departure time
- c Arrives 3 minutes earlier
- e Arrives 5 minutes earlier